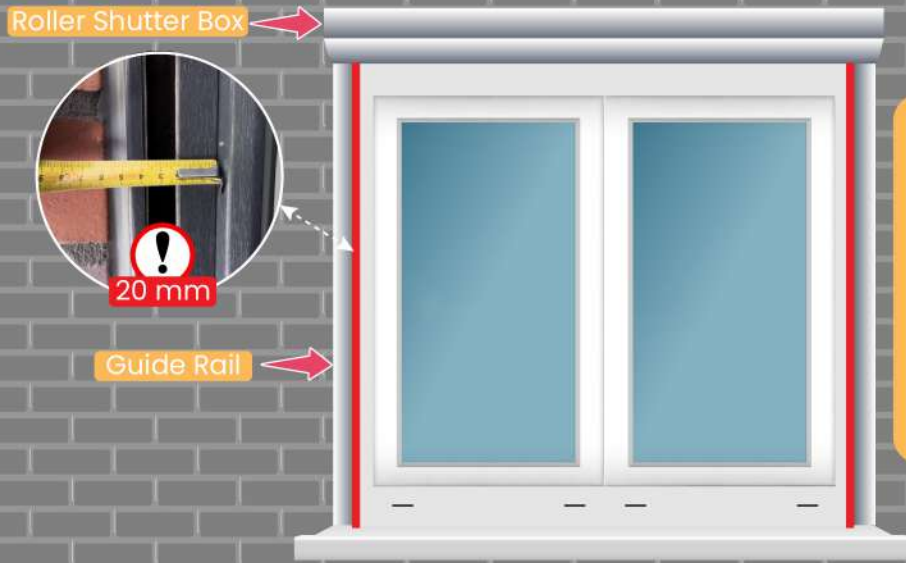
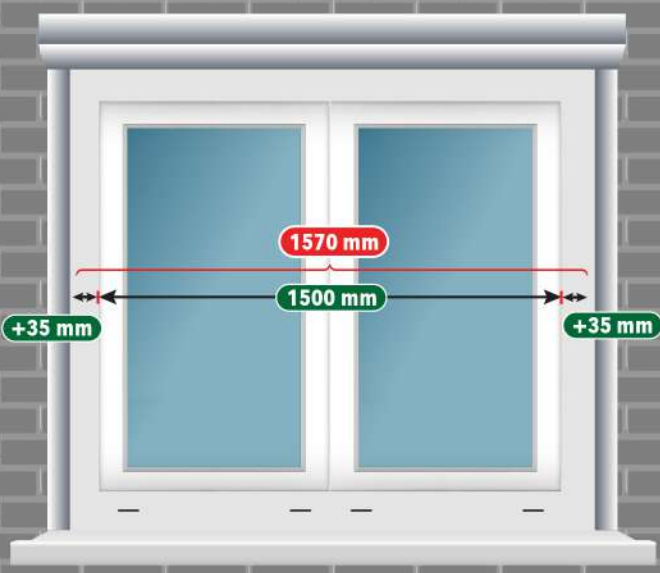


Double-leaf fly screen with roller shutter Measuring instructions for doors and window frames



**1. Two Wings – door and window measuring instructions (with roller shutter)**

This is a double window/door with a roller shutter. Please note that you need at least 2 cm clearance between the window and the guide rail so that the fly screen can be fitted between the roller shutter and the window. Otherwise you can fit it in front of the guide rail (see below)



**2. Two Wings - Width**

There are 2 options to measure here

2.1 If the window outer frame is more than 3.5mm+ on both sides, then we measure as in point

2.2 If the window outer frame is less 35mm- on both sides, then we measure from the area (between shutter and window) from right to left.

You should subtract 10mm from the width so that the fly screen can be fitted easily.

Example:  $1500\text{mm} + 35\text{mm} + 35\text{mm} = 1570\text{mm}$



**3. Two Wings – Height**

Height: There are 2 options here

**3.1 With waste water cover** Measure the height from the waste water cover to the top of the inner frame of the window (light edge) and add +35mm.

**3.2 Without Waste Water Cover** Measure the light dimensions of the window frame and add 35mm downwards and 35mm upwards so that the fly screen is flush at the edges with the window.

Example:  $2000\text{mm} + 35\text{mm} = 2035\text{mm}$

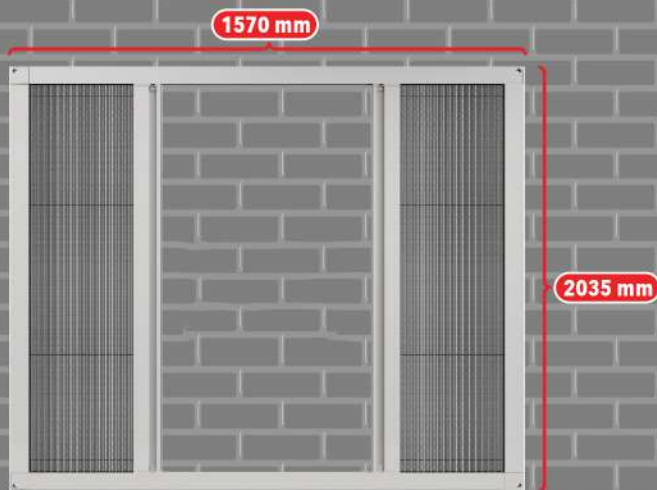
## Two Wings - Measurement Result



## 22. Zwei Flügel – Messergebnis

This picture is a summary of how to measure the width and height. See picture 2 and 3.

Example : Width  $1500\text{mm} + 35\text{mm} + 35\text{mm} = 1570\text{mm}$   
 Height  $2000\text{mm} + 35\text{mm} = 2035\text{mm}$



## 5. Two sashes - made to measure fly screens

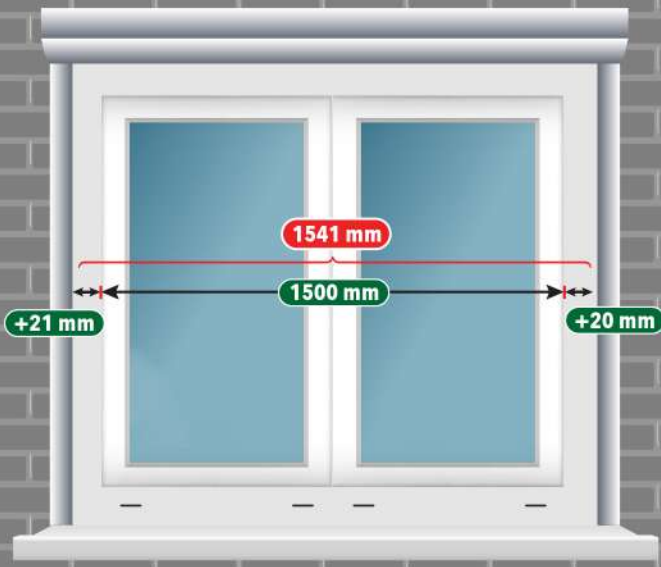
Height 2035mm and width 1570mm



## 6. Two Wings - Fly Screen Fitted

The fly screen is attached to the window/door and screwed on with 4 small screws. Alternatively, you can also use double-sided adhesive tape (please note that the adhesive tape will need to be replaced after some time). The fly screen is placed between the roller shutter and the window/door

If there is not enough space +35 mm, follow these instructions



### 1. Two Wings - Width

If there is less than 35 mm space between the blind guide rails and the window, the calculation is carried out as shown here. For example, there is a distance of 20 mm on the right-hand side and a distance of 21 mm on the left-hand side, as shown in the picture.



### 2. Two Wings - Height

As shown here, the drain cover is also measured to the top edge of the edge profile and then 20 mm is added as there is a 20 mm gap. Then you can go and place the order for the second product.



### 3. Two Wings - Measurement Result

Example : Width  $1500\text{mm} + 20\text{mm} + 21\text{mm} = 1541\text{mm}$   
 Height  $2000\text{mm} + 20\text{mm} = 2020\text{mm}$