


Two-wing fly screen without roller shutters. Measuring instructions for doors and window frames



1. Two Wings- door and window measuring instructions (without roller shutter)

Please note how to measure double windows and double doors with a roller shutter.

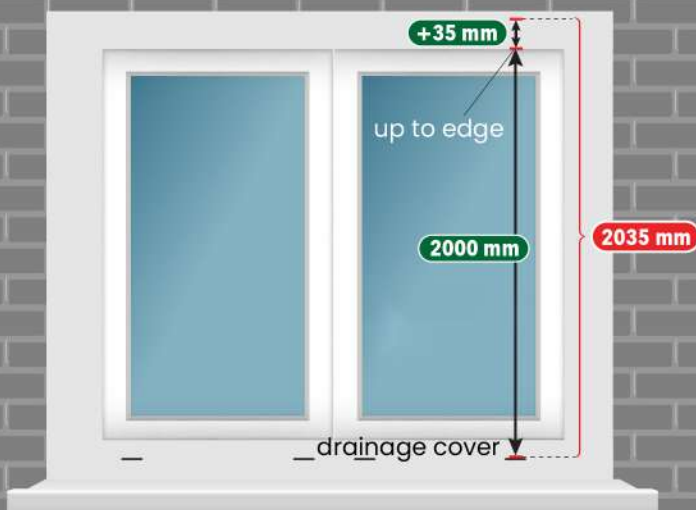


2. Two wings - Width

2.1 If the outer frame of the window exceeds 3.5mm+ on both sides, then we measure as described in Point 2 (please note that you measure the entire width of both window wings).

Example:  $1500\text{mm} + 35\text{mm} + 35\text{mm} = 1570\text{mm}$

2.2 If the outer frame of the window is less than 35mm- on both sides, then we measure from the area (between the roller shutter and the window) from right to left. You should subtract 10mm from the width to facilitate easy installation of the fly screen.



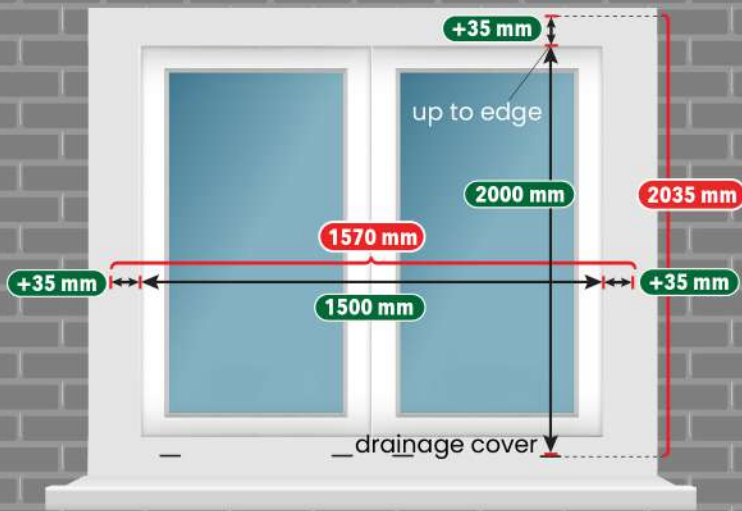
3. Two Wings - Height

In the height as well, the width of the fly screen frame is 3.5 cm (both top and bottom). If the depth of the window frame starts from 3.5 cm onwards, it can be installed flush again.

If there is a drainage cover, then we measure from the drainage cover up to the inner frame of the window (light edge), and add +3.5 cm.

Please note that the fly screen frame fits flush with the drainage cover but may not always be flush with the inner window frame.

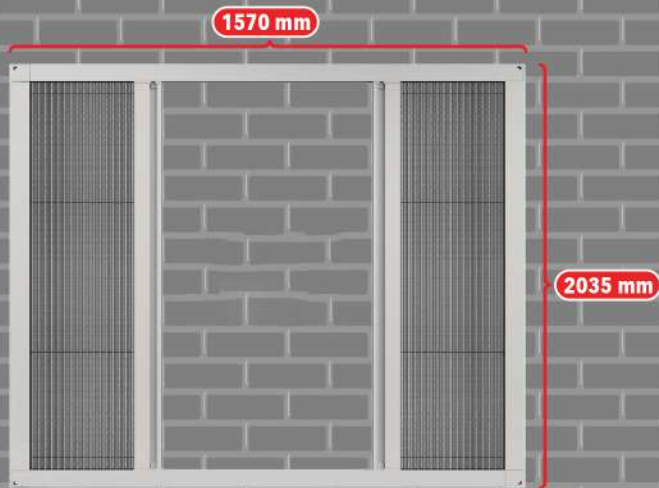
Example:  $2000\text{mm} + 35\text{mm} = 2035\text{mm}$



#### 4. Two Wings - Measurement Result


This image provides a summary of how to measure the width and height. Refer to Images 2 and 3.

Example: Width  $1500\text{mm} + 35\text{mm} + 35\text{mm} = 1570\text{mm}$   
Height  $2000\text{mm} + 35\text{mm} = 2035\text{mm}$



#### 5. Custom-made Two-Winged Fly Screen

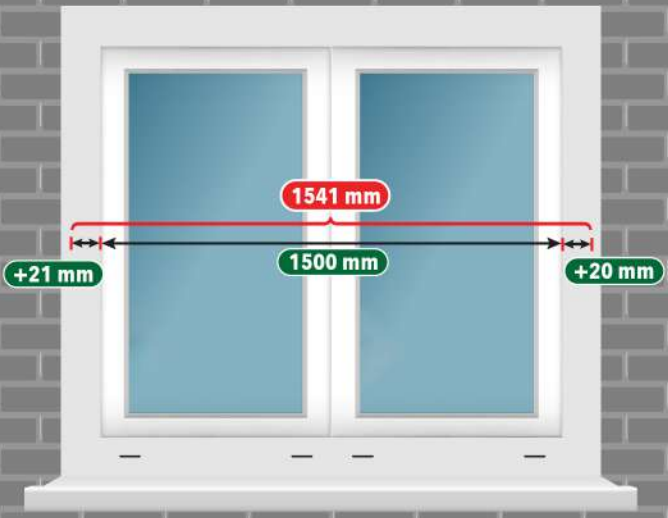
Height 2035mm and width 1570mm.



#### 6. Two-winged fly screen installed.

The fly screen is attached to the window/door and fastened with 4 small screws each. Alternatively, double-sided adhesive tape can also be used (please note that the tape needs to be replaced after some time).

If there is not enough space +35 mm, follow these instructions



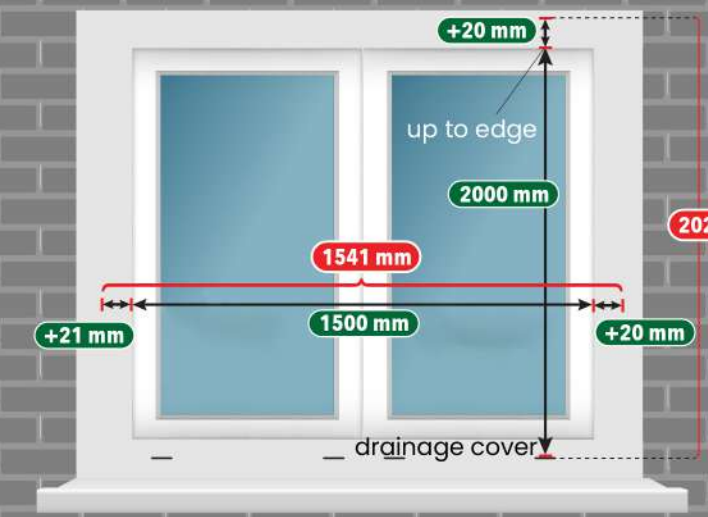
**2. Two wings - Width**

If there is less than 35 mm space between the blind guide rails and the window, the calculation is carried out as shown here. For example, there is a distance of 20 mm on the right-hand side and a distance of 21 mm on the left-hand side, as shown in the picture.



**3. Two Wings - Height**

As shown here, the drain cover is also measured to the top edge of the edge profile and then 20 mm is added as there is a 20 mm gap. Then you can go and place the order for the second product.



**3. Two Wings - Measurement Result**

Example: Width 1500mm + 20mm + 21mm = 1541mm  
 Height 2000mm + 20mm = 2020mm